

4

3

2

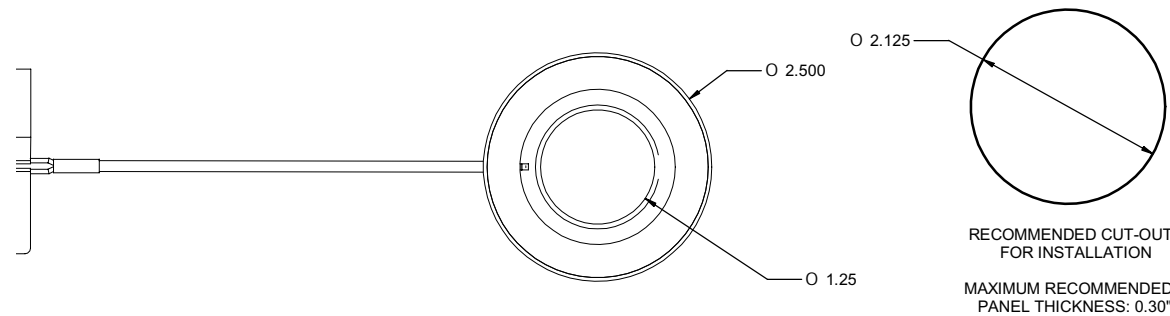
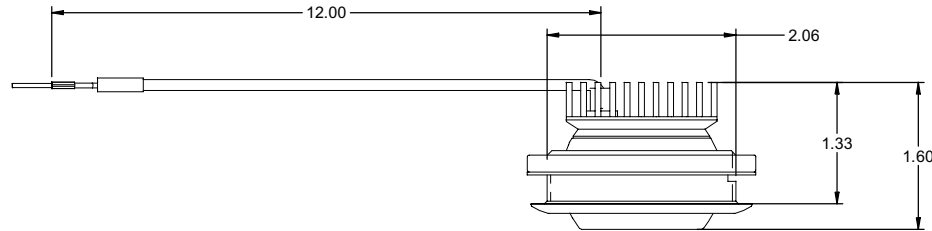
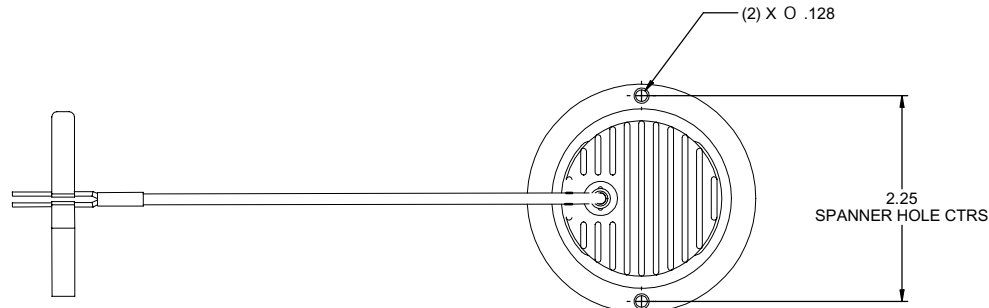
1

HEADS UP TECHNOLOGIES, INC. PROPRIETARY
 THE INFORMATION CONTAINED HEREIN IS PROPRIETARY TO HEADS UP TECHNOLOGIES, INC. AND SHALL NOT BE DISCLOSED IN WHOLE OR IN PART OR USED FOR ANY PURPOSE EXCEPT WHEN SUCH USER POSSESSES DIRECT WRITTEN AUTHORIZATION FROM HEADS UP TECHNOLOGIES, INC.

REVISIONS			
REV	DESCRIPTION	DATE	APPROVED
A	INITIAL RELEASE	8/20/07	GJS

NOTES: UNLESS OTHERWISE SPECIFIED:

1. UNIT WEIGHT IS .30 lbs MAX.
2. UNIT IS TO BE MOUNTED USING A SPANNER WRENCH.
3. CABLE SPECIFICATION (2 WIRES):
 - WIRE 22 GAUGE, M22759/16-22
 - RED WIRE SHALL BE 28 VDC
 - BLACK WIRE SHALL BE GROUND
 - CABLE LENGTH SHALL BE 12.0 +/- .5 INCHES.
4. NOMINAL OPERATIONAL VOLTAGE 28 VDC. NOMINAL OPERATIONAL CURRENT 100mA.
5. LED CHARACTERISTICS:
 - STYLE: WHITE HYPER BRITE.
6. DIMENSIONS SHOWN ARE FOR REFERENCE ONLY.
7. THIS DRAWING IS AN INTERFACE CONTROL DRAWING THAT REFERENCES A HEADS UP TECHNOLOGIES P/N - RDG200-01



PARTS LIST			
	UNLESS OTHERWISE SPECIFIED	DWN: G.SNYDER DATE: 1-27-07	 2033 Glenloch Drive, Suite 100 Carrollton, TX 75006 (972) 980-4890
	- DIMENSIONS ARE IN INCHES - INTERPRET DRAWINGS PER ANSI Y14.5, 1994 - DEBURR - DIMENSIONS APPLY BEFORE FINISH PROCESSES - PARENTHEICAL INFO FOR REF ONLY - CONCENTRICITY MACHINED DIAMETERS - .010 TR	CHECK: G.SNYDER DATE: 1-27-07	
		ENGR: G.SNYDER DATE: 1-27-07	INTERFACE CONTROL DRAWING
		APPROVED: _____ DATE: _____	READING LIGHT
		RELEASED: _____ DATE: _____	SIZE: DRAWING NO
		SIGNATURES ON FILE	C RDG200-01-ICD
		CONTRACT: _____	REV: A
USED ON	NEXT ASSY	PRODUCT: _____	SCALE: 1:1 SHEET 1 of 1

4

3

2